












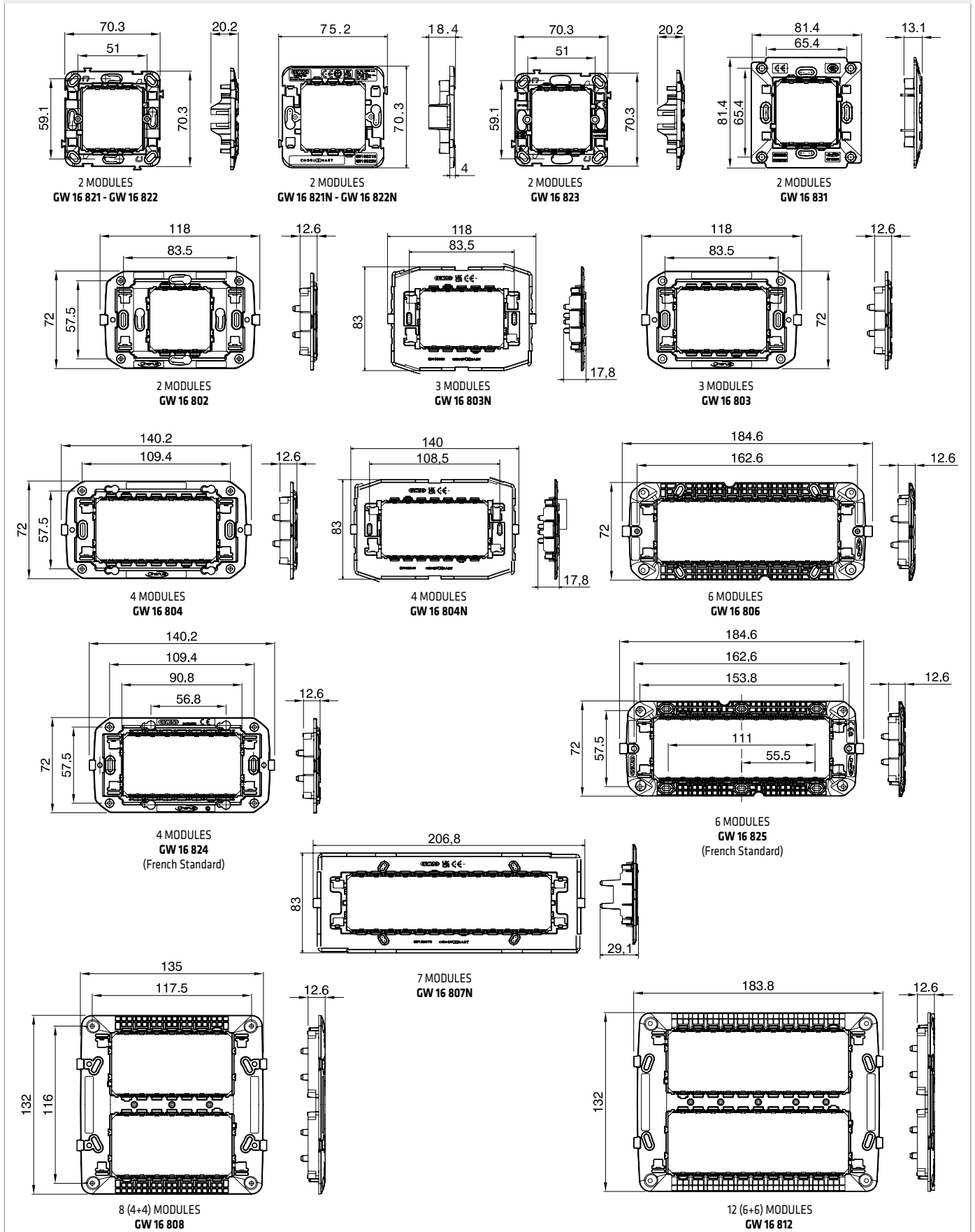


## Combination of modular devices and plates

Plates		Modular devices							
		Conventional commands	Pulsanti soft click	Axial EVO commands	Axial connected commands	Socket-outlets / other devices	Touch command modules		
							Conventional	KNX	
ONE		✓	✓	✓	✓	✓	-	-	
GEO		✓	✓	✓	✓	✓	-	-	
EGO		✓	✓	✓	✓	✓	-	-	
EGO SMART		✓	✓	✓	✓	✓	-	-	
LUX		✓	✓	✓	✓	✓	-	-	
ICE	ICE		✓	✓	✓	✓	✓	-	-
	ICE Touch		-	-	-	-	-	✓	-
	ICE Touch KNX		-	-	-	-	-	-	✓

## Dimension tables

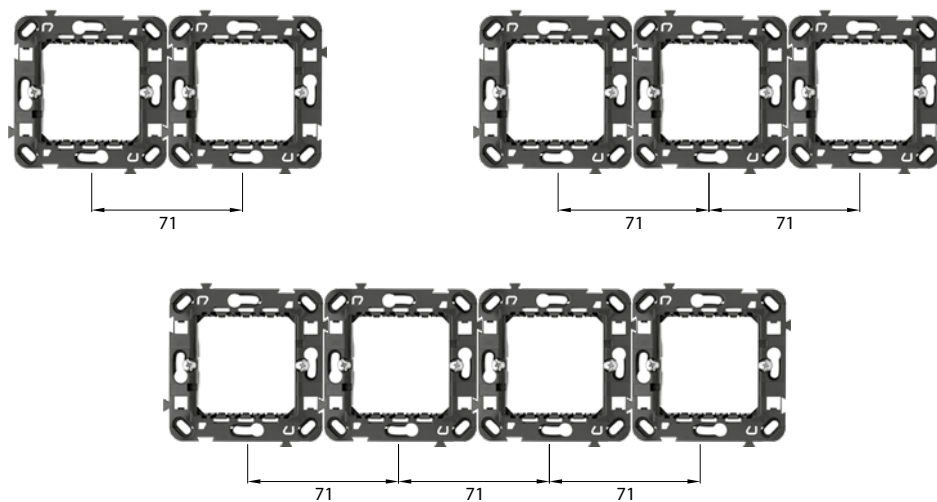
### SUPPORTS



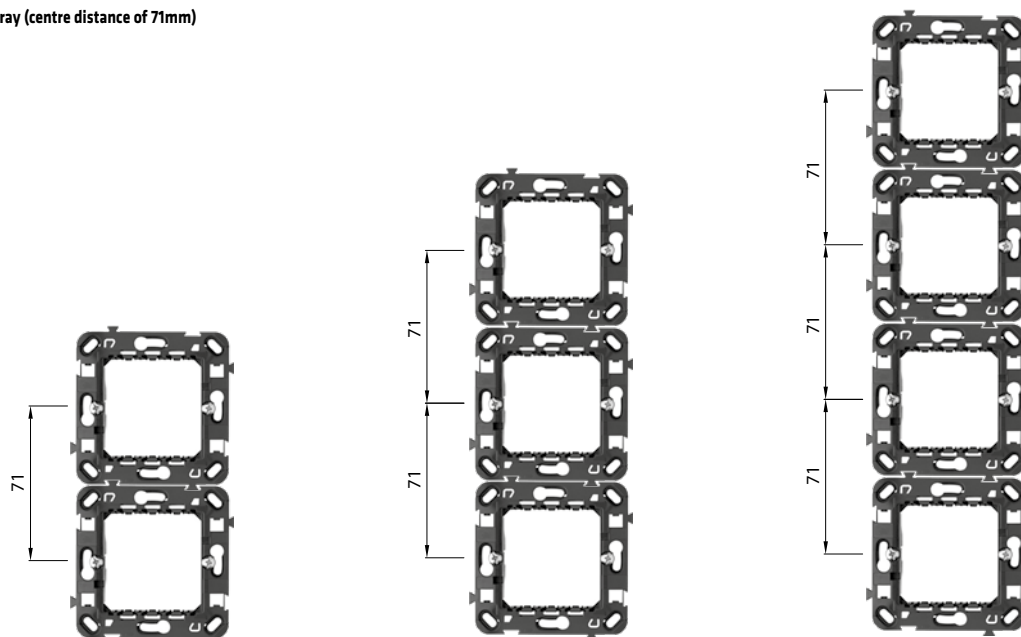
For technical information contact the Technical Assistance Service or visit [gewiss.com](http://gewiss.com)

## ARRAY OF SUPPORTS FOR INTERNATIONAL PLATES

Horizontal array (centre distance of 71mm)

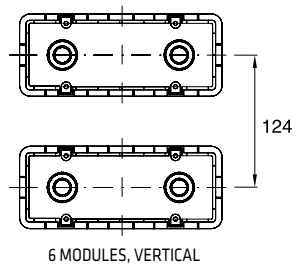
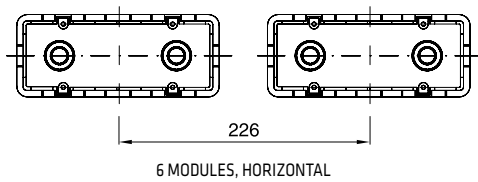
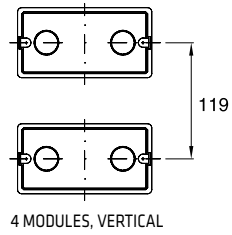
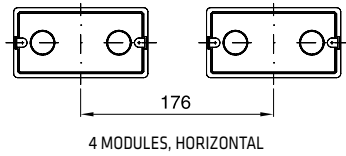
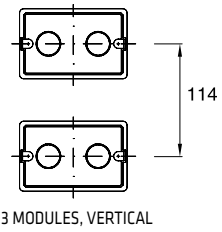
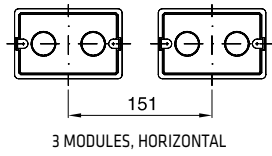


Vertical array (centre distance of 71mm)

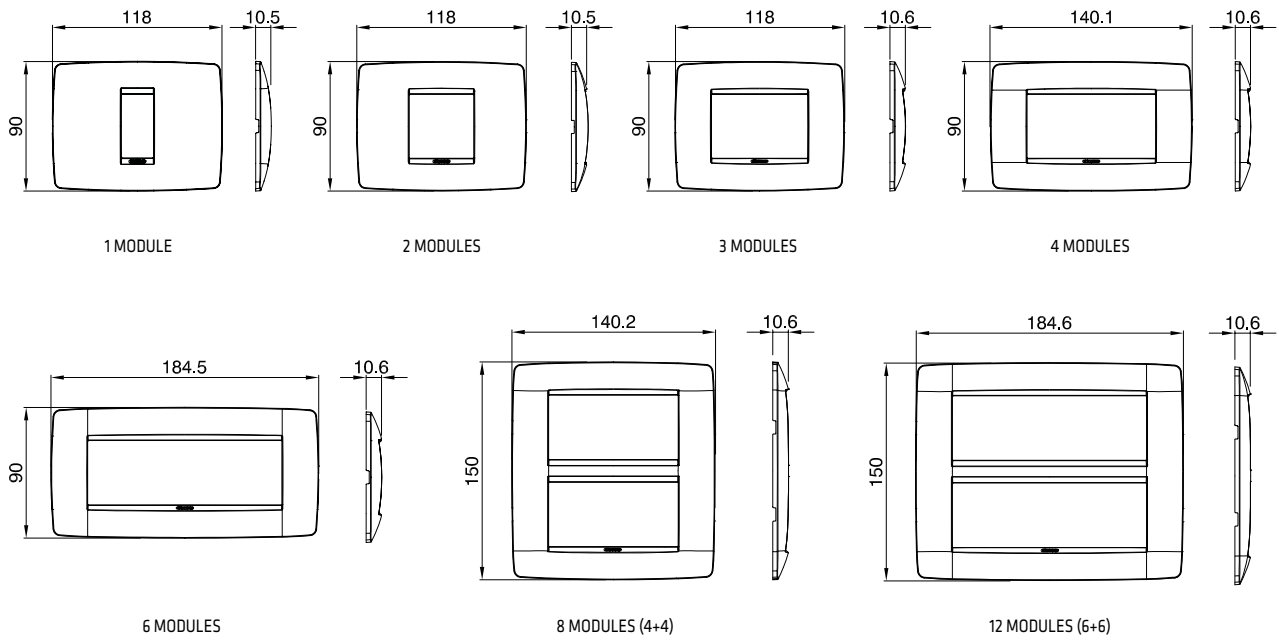


Vertical array (centre distance of 57mm)

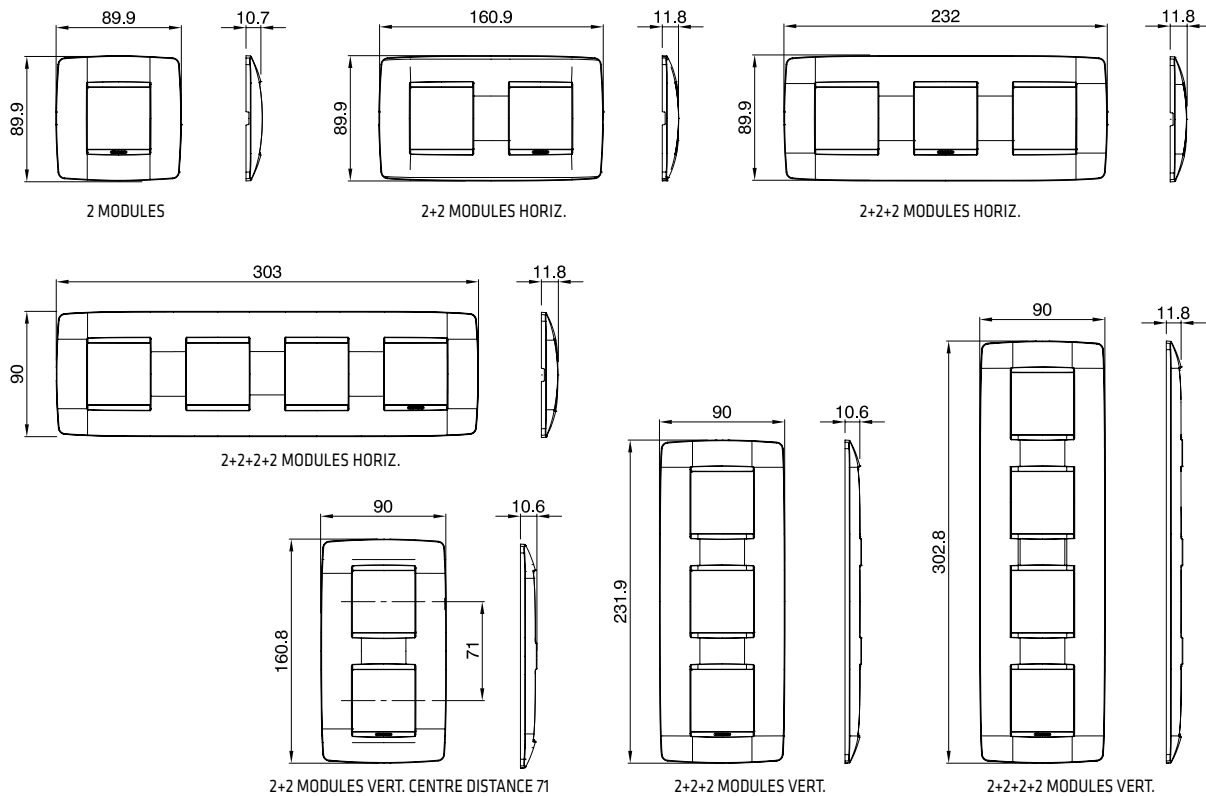
**CENTRE DISTANCE OF BOXES FOR THE CORRECT FIXING OF THE CHORUS ONE, GEO, LUX, ART AND ICE PLATES (MINIMUM RECOMMENDED DISTANCES)**



## ONE PLATES

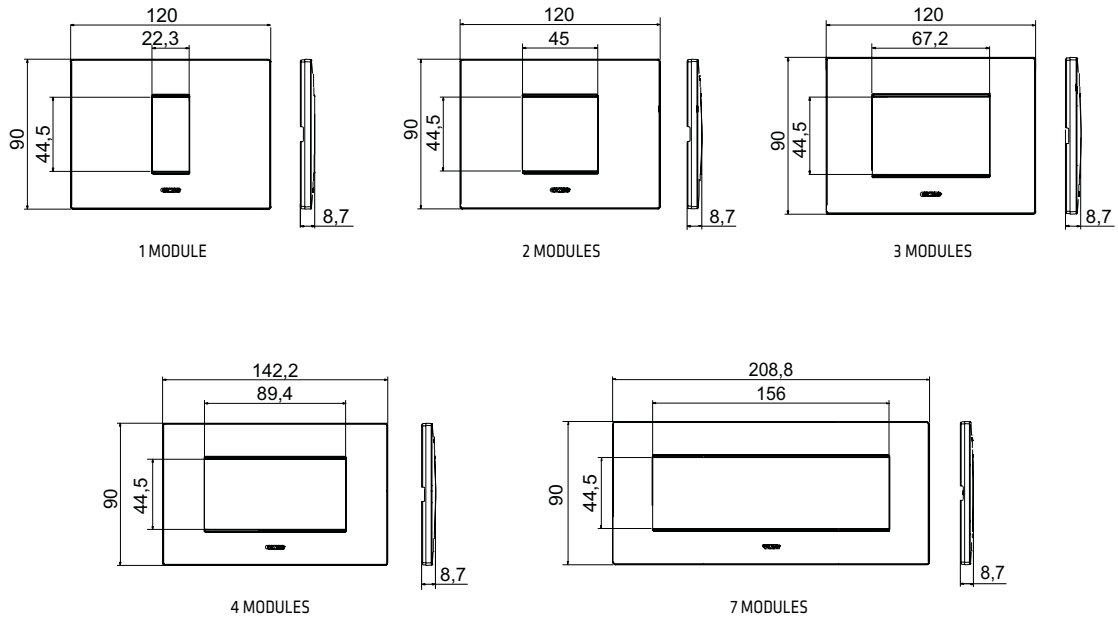


## ONE INTERNATIONAL PLATES

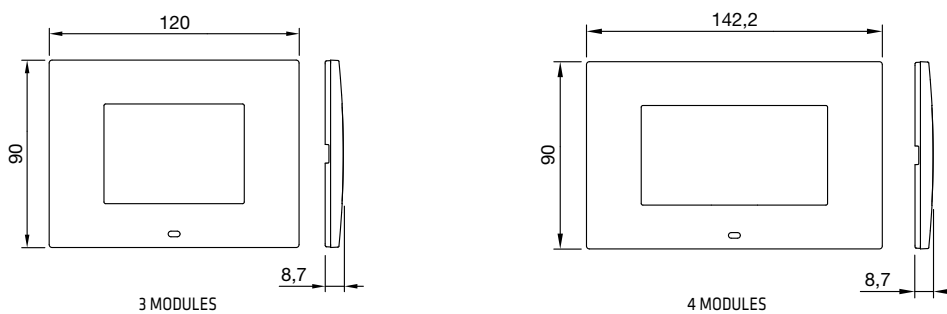


For technical information contact the Technical Assistance Service or visit [gewiss.com](http://gewiss.com)

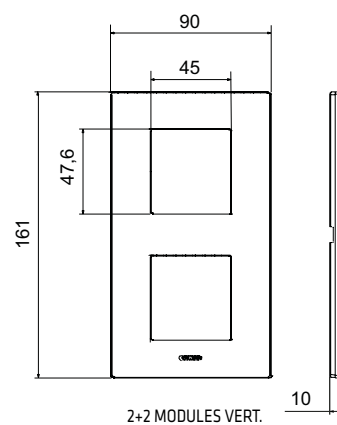
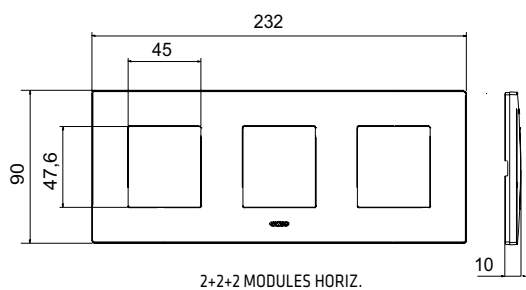
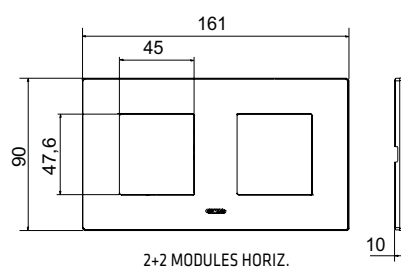
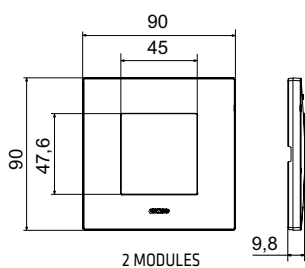
## EGO PLATES



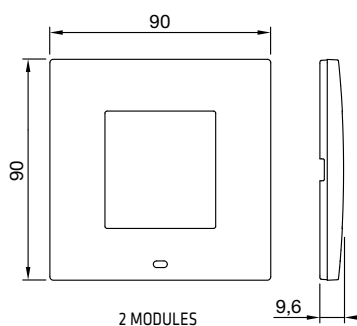
## EGO SMART PLATES



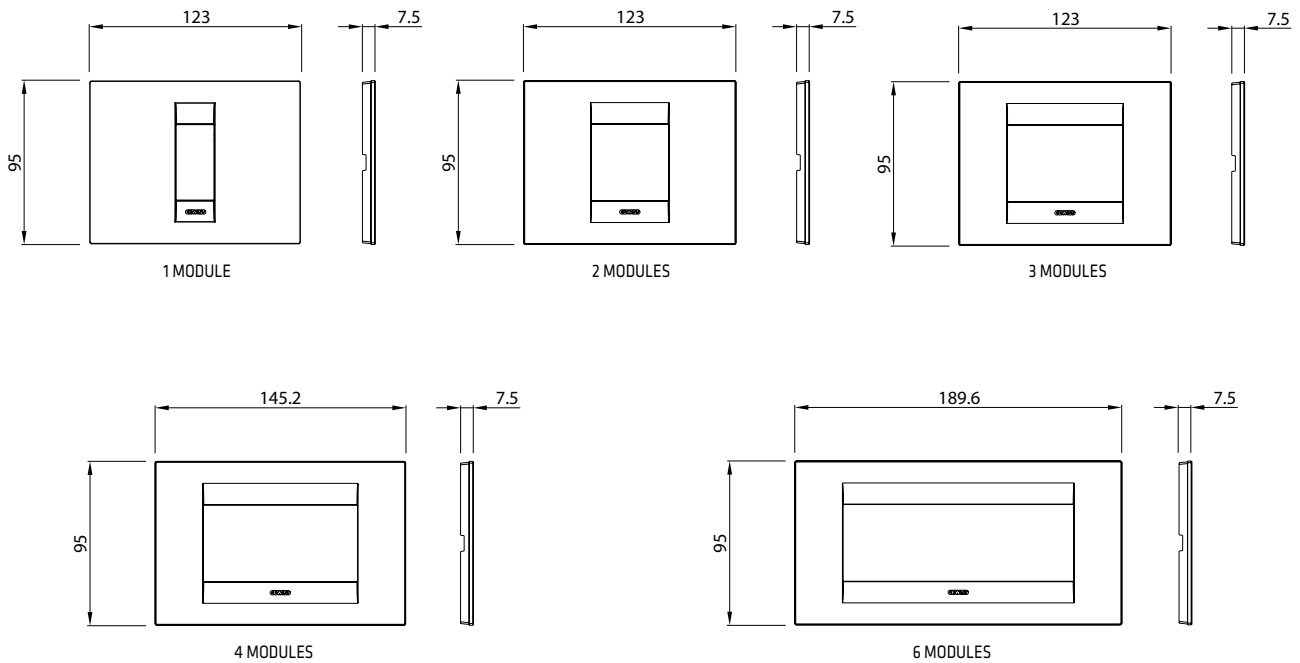
## INTERNATIONAL EGO PLATES



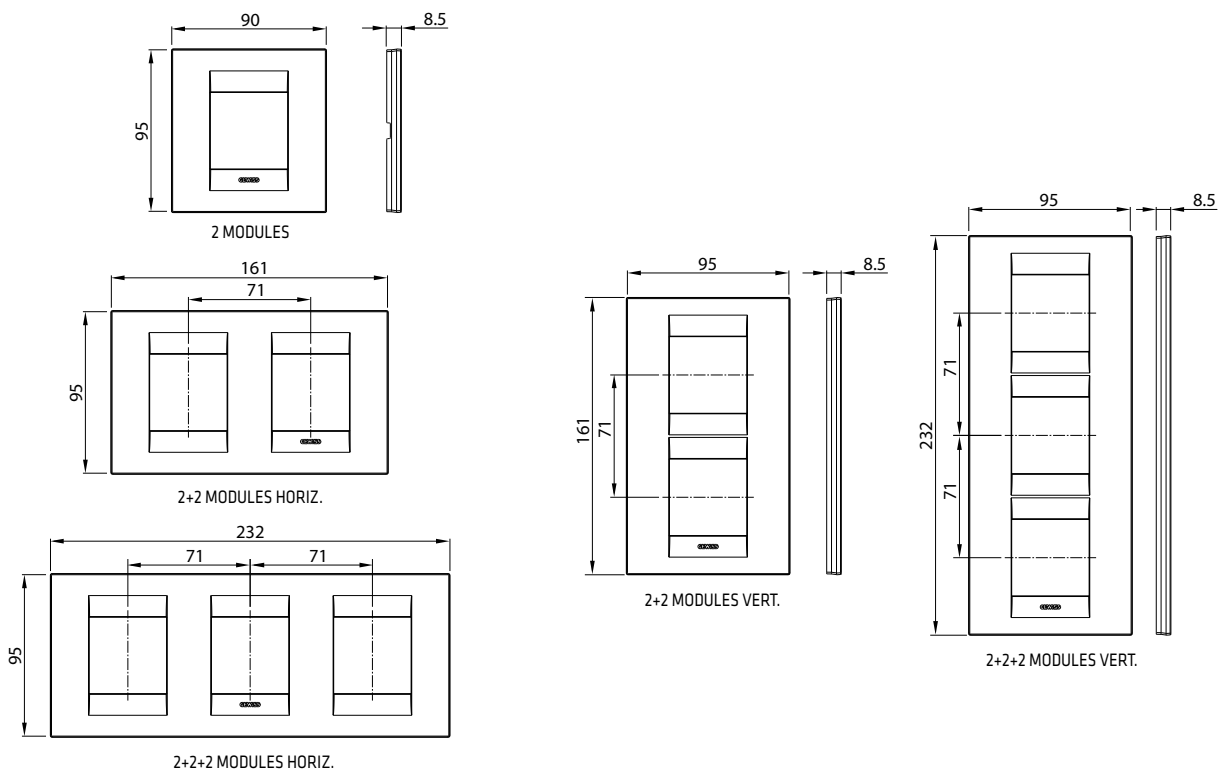
## INTERNATIONAL EGO SMART PLATES



## GEO PLATES

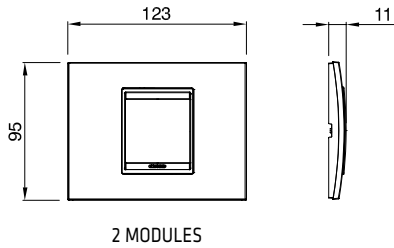


## GEO INTERNATIONAL PLATES

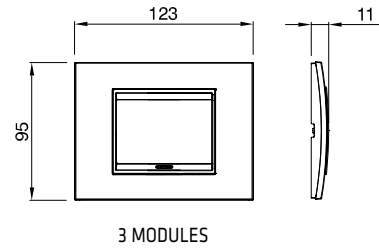




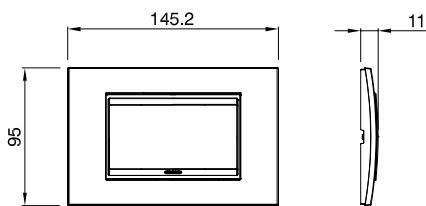
## LUX PLATES



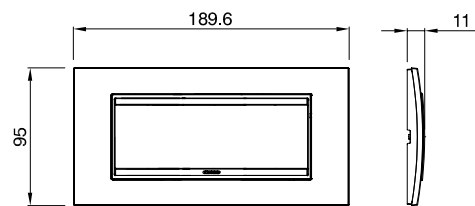
2 MODULES



3 MODULES

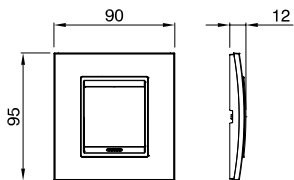


4 MODULES

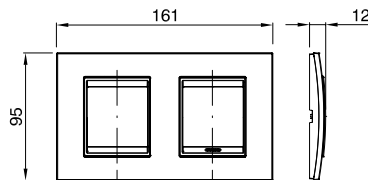


6 MODULES

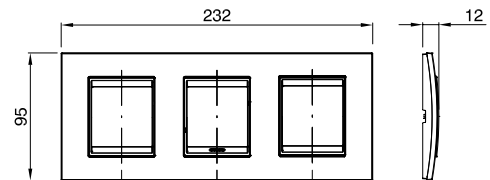
## LUX INTERNATIONAL PLATES



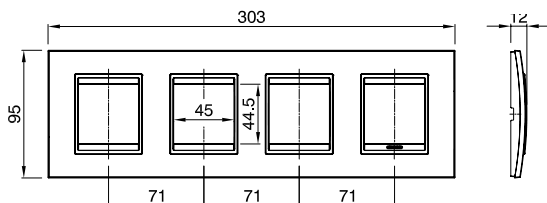
2 MODULES



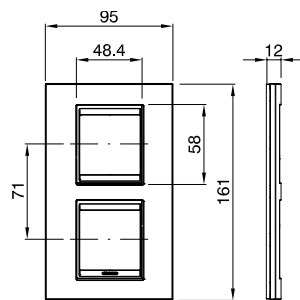
2+2 MODULES HORIZ.



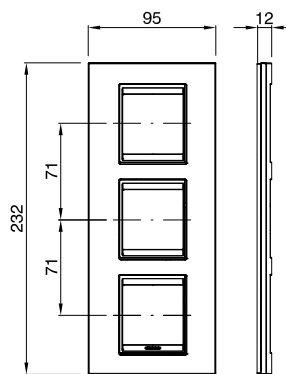
2+2+2 MODULES HORIZ.



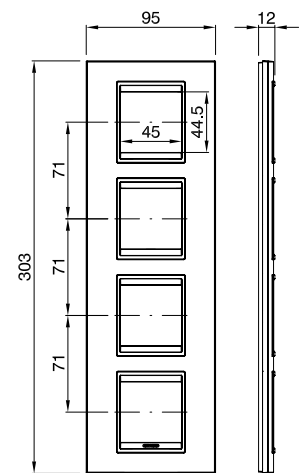
2+2+2 MODULES HORIZ.



2+2 MODULES VERT.



2+2+2 MODULES VERT.

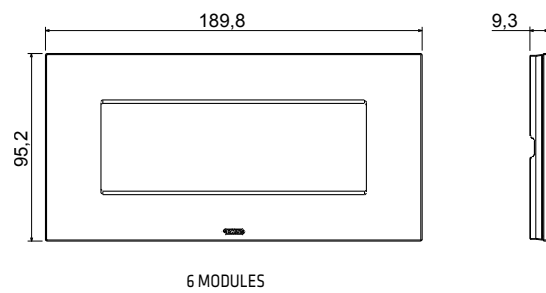
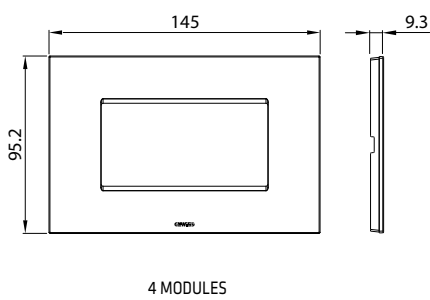
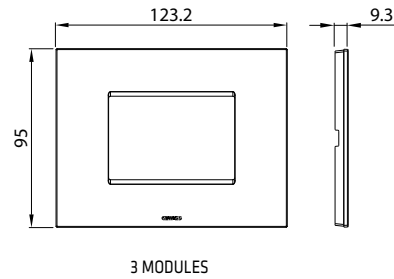
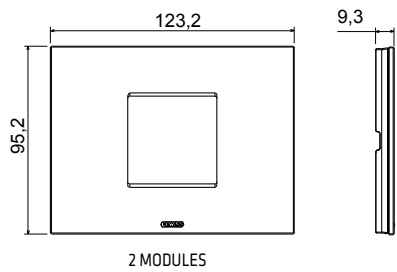


2+2+2 MODULES VERT.

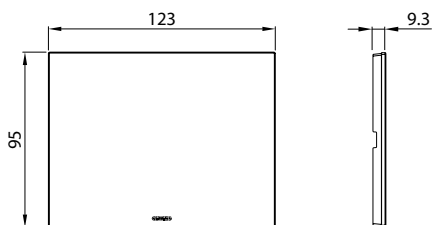
For technical information contact the Technical Assistance Service or visit [gewiss.com](http://gewiss.com)

## ICE PLATES

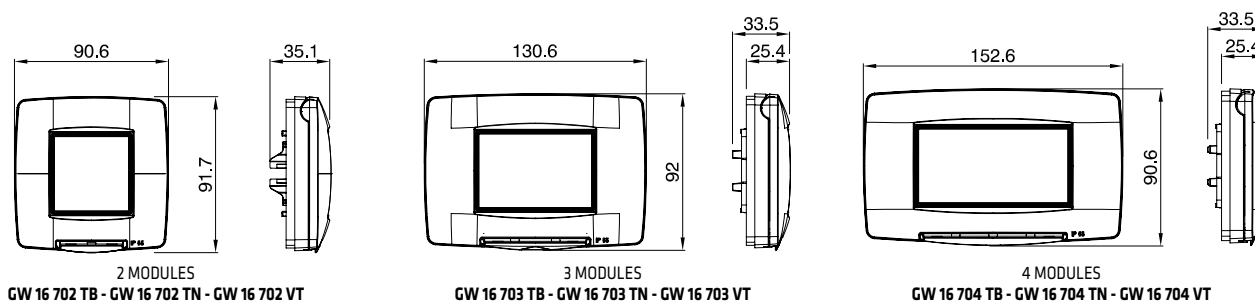
### ICE plates



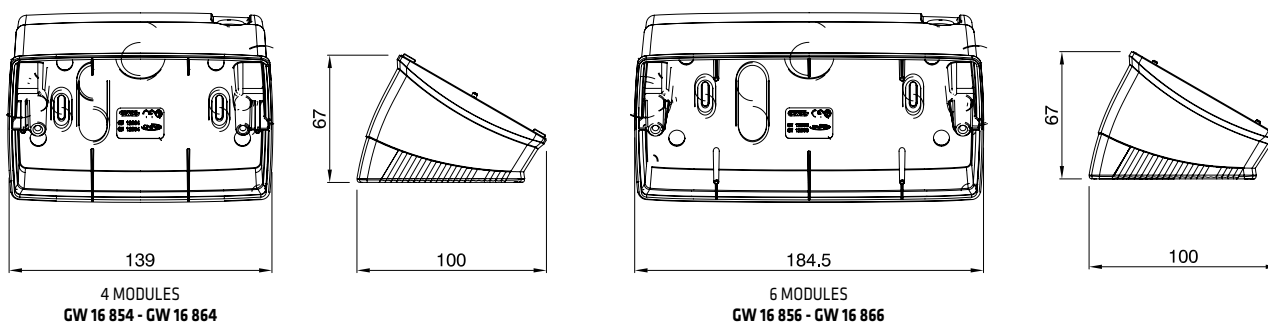
### ICE touch KNX plates (for push-button panels modules with interchangeable symbols)



## WATERTIGHT PLATES - IP55

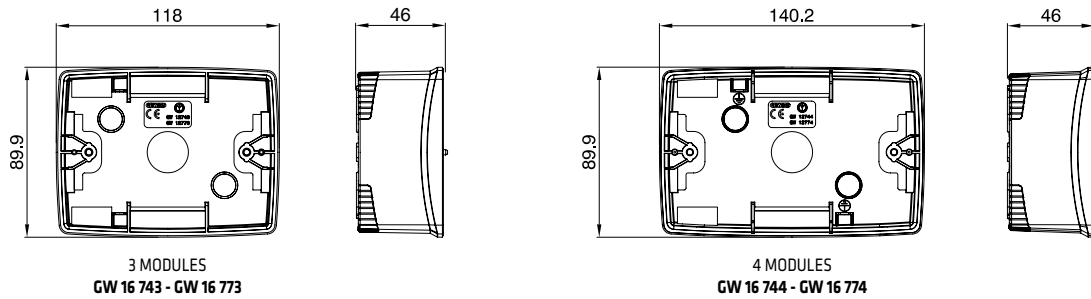


## FREE-STANDING PANELS - SUITABLE FOR ONE PLATES



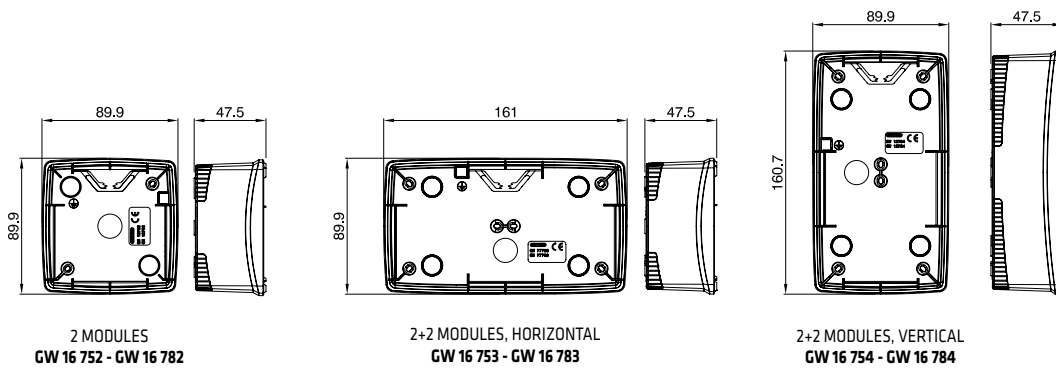
Screw tightening torque: 0.8 Nm

## WALL-MOUNTING BOXES - SUITABLE FOR ONE PLATES



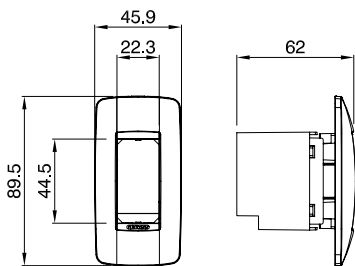
Screw tightening torque: 0.8 Nm

## WALL-MOUNTING BOXES - SUITABLE FOR ONE INTERNATIONAL PLATES

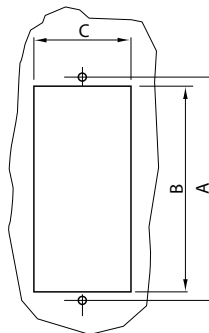


Screw tightening torque: 0.8 Nm

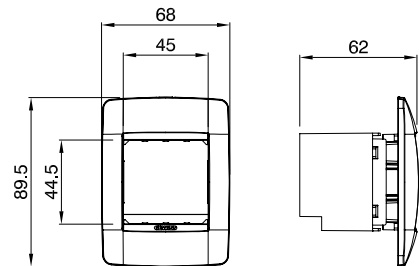
## SELF-SUPPORTING PLATES FOR PROFILES AND PANELS



1 MODULE  
GW 16 711 TB - GW 16 711 TN - GW 16 711 VT



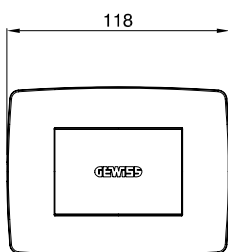
DIMENSIONS OF THE OPENING



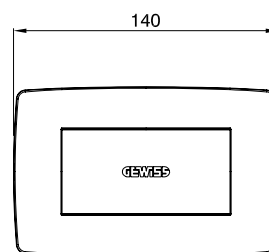
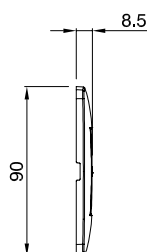
2 MODULES  
GW 16 712 TB - GW 16 712 TN - GW 16 712 VT

Code	A	B	C
GW 16 711 TB	67	54	31.5
GW 16 711 TN			
GW 16 711 VT			
GW 16 712 TB	67	54	56.5
GW 16 712 TN			
GW 16 712 VT			

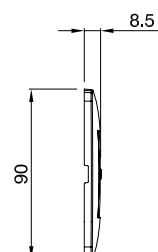
## BLANK PLATES



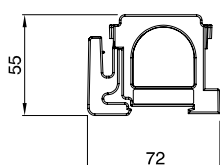
3 MODULES  
GW 16 723 TB - GW 16 723 TN



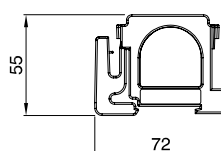
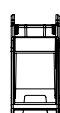
4 MODULES  
GW 16 724 TB - GW 16 724 TN



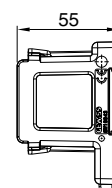
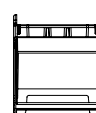
## DIN RAIL SUPPORT



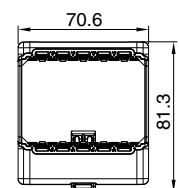
1 MODULE  
GW 16 841



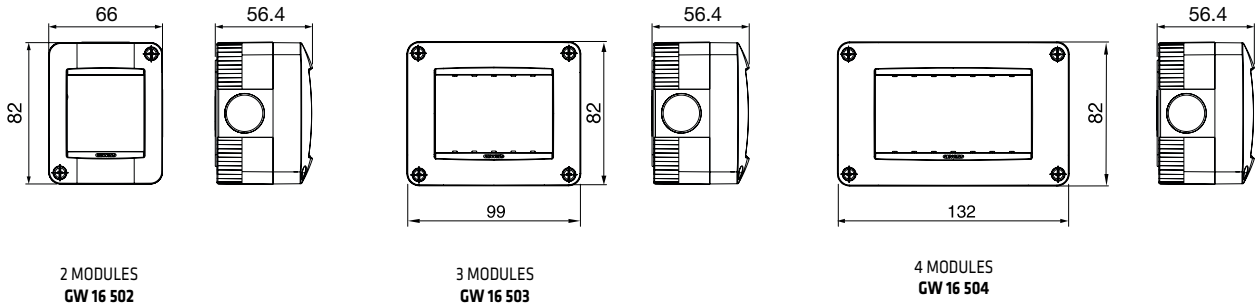
2 MODULES  
GW 16 842



3 MODULES  
GW 16 843

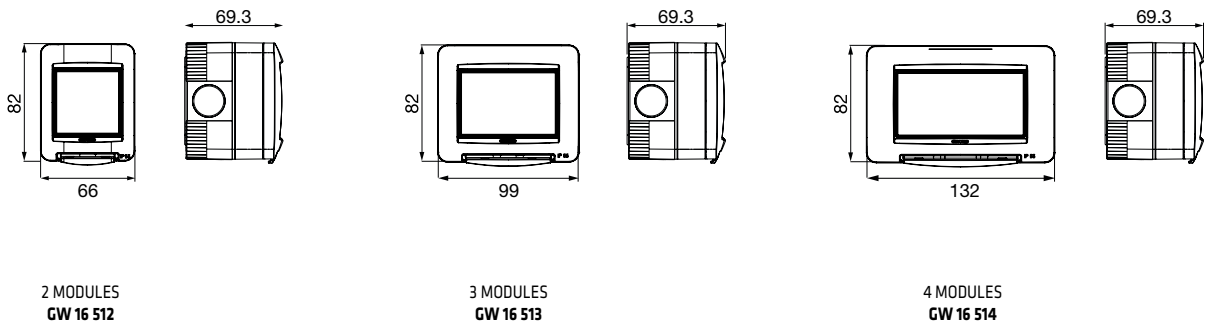


## SELF-SUPPORTING, EMPTY, PROTECTED CONTAINERS - IP40



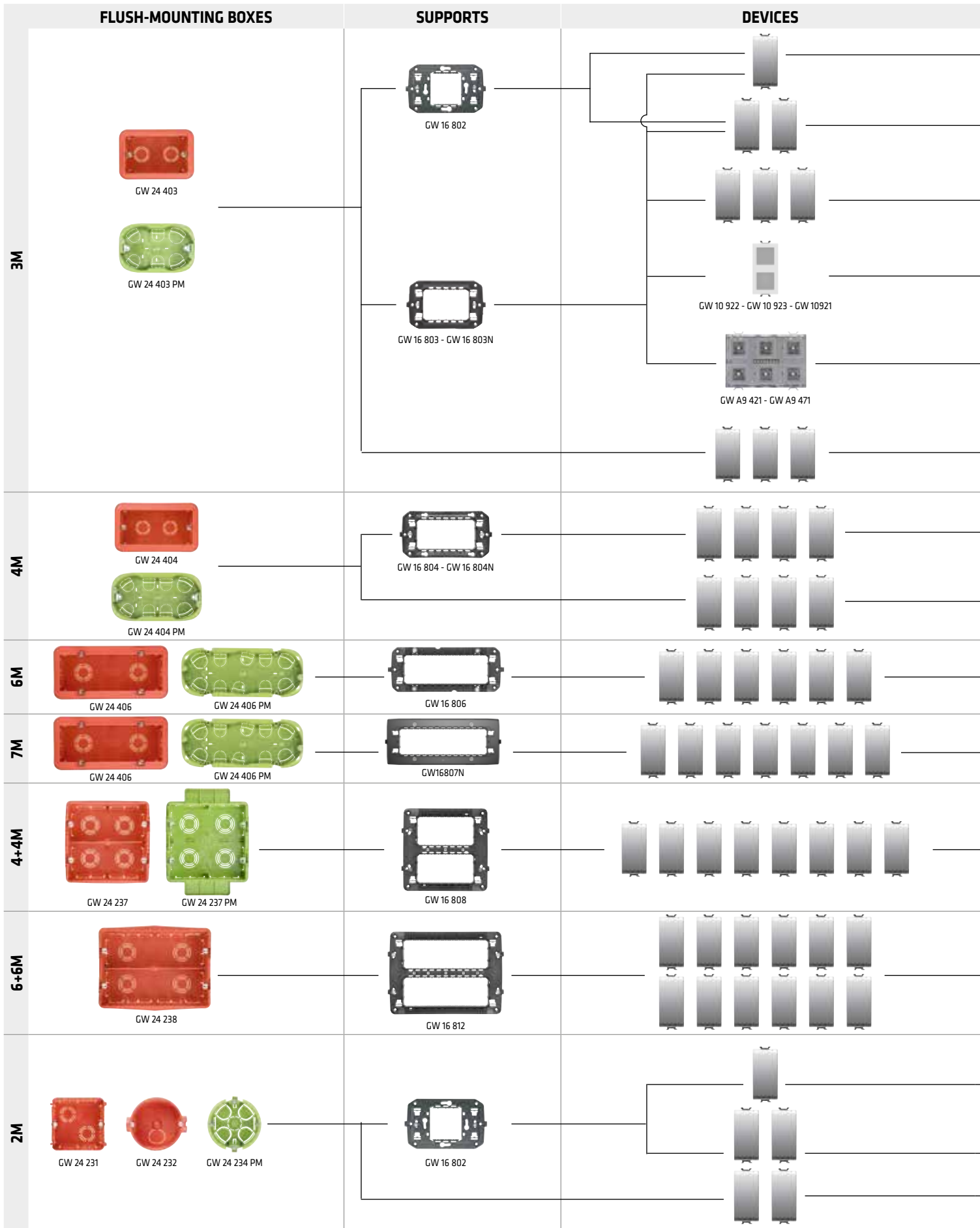
Screw tightening torque: 0.8 Nm

## SELF-SUPPORTING, EMPTY, WATERTIGHT CONTAINERS - IP55



Screw tightening torque: 0.8 Nm





For technical information contact the Technical Assistance Service or visit [gewiss.com](http://gewiss.com)



## PLATES



GW 16 101 xx



GW 16 401 xx



GW 16 001 xx



GW 16 102 xx



GW 16 402 xx



GW 16 002 xx



GW 16 202 xx



GW 16 902 xx



GW 16 103 xx



GW 16 403 xx



GW 16 003 xx



GW 16 003 Sxx (\*)



GW 16 203 xx



GW 16 903 xx



GW 16 955 xx



GW 16 946 xx

IP55 Watertight plates (\*)



GW 16 703 xx



GW 16 104 xx



GW 16 404 xx



GW 16 004 xx



GW 16 004 Sxx (\*\*)



GW 16 204 xx



GW 16 904 xx

IP55 Watertight plates (\*)



GW 16 704 xx



GW 16 106 xx



GW 16 406 xx



GW 16 206 xx



GW 16 906 xx



GW 16 007 xx



GW 16 108 TB - GW 16 108 VT



GW 16 112 TB - GW 16 112 VT



GW 16 101 xx



GW 16 401 xx



GW 16 001 xx



GW 16 102 xx



GW 16 402 xx



GW 16 002 xx



GW 16 202 xx
























IP55 Watertight plates (\*)



GW 16 702 xx

(\*) Supports already included

For technical information contact the Technical Assistance Service or visit [gewiss.com](http://gewiss.com)

	FLUSH-MOUNTING BOXES	SUPPORTS	DEVICES
<b>2M</b>	 GW 24 231  GW 24 234 PM  GW 24 232  GW 24 208  GW 24 209	 GW 16 822 - GW 16 822N (*)  GW 16 821 - GW 16 821N - GW 16 823 (**)	
<b>2+2M HORIZONTAL</b>	 2 x GW 24 231  2 x GW 24 234 PM  2 x GW 24 232	 2 x GW 16 822 - GW 16 822N	
<b>2+2+2M HORIZONTAL</b>	 3 x GW 24 231  3 x GW 24 234 PM  3 x GW 24 232	 3 x GW 16 822 - GW 16 822N	
<b>2+2+2+2M HORIZONTAL</b>	 4 x GW 24 231  4 x GW 24 234 PM  4 x GW 24 232	 4 x GW 16 822 - GW 16 822N	

(\*) GW16822N: installabile su scatole GW24231 e GW24232 solo con viti allineate orizzontalmente.

(\*\*) GW16821 - GW16821N - GW16823: installabili su scatola GW24232 solo con viti allineate verticalmente

For technical information contact the Technical Assistance Service or visit [gewiss.com](http://gewiss.com)

## PLATES

ONE  
INTERNATIONAL



GW 16 122 xx

GEO  
INTERNATIONAL



GW 16 422 xx

EGO  
INTERNATIONAL



GW 16 022 xx

EGO SMART  
INTERNATIONAL



GW 16 022 Sxx (\*)

LUX  
INTERNATIONAL



GW 16 222 xx

ONE  
INTERNATIONAL



GW 16 123 xx

GEO  
INTERNATIONAL



GW 16 423 xx

EGO  
INTERNATIONAL



GW 16 023 xx

LUX  
INTERNATIONAL



GW 16 223 xx

ONE  
INTERNATIONAL



GW 16 126 xx

GEO  
INTERNATIONAL



GW 16 426 xx

EGO  
INTERNATIONAL



GW 16 026 xx

LUX  
INTERNATIONAL



GW 16 226 xx

ONE  
INTERNATIONAL



GW 16 128 xx

LUX  
INTERNATIONAL



GW 16 228 xx

(\*) installabile solo su supporti GW16821N e GW16822N

	FLUSH-MOUNTING BOXES	SUPPORTS	DEVICES
<b>2+2M VERTICAL</b>	<p>2 x GW 24 231</p> <p>2 x GW 24 234 PM</p> <p>2 x GW 24 232</p>	<p>2 x GW 16 822</p> <p>2 x GW 16 821 - GW 16 822 - GW 16 823</p>	
<b>2+2+2M VERTICAL</b>	<p>3 x GW 24 231</p> <p>3 x GW 24 234 PM</p> <p>3 x GW 24 232</p>	<p>3 x GW 16 822</p> <p>3 x GW 16 821 - GW 16 822 - GW 16 823</p>	
<b>2+2+2+2M VERTICAL</b>	<p>4 x GW 24 231</p> <p>4 x GW 24 234 PM</p> <p>4 x GW 24 232</p>	<p>4 x GW 16 822</p> <p>4 x GW 16 821 - GW 16 822 - GW 16 823</p>	

## PLATES

ONE  
INTERNATIONAL



GW 16 124 xx

GEO  
INTERNATIONAL



GW 16 424 xx

EGO  
INTERNATIONAL



GW 16 024 xx

LUX  
INTERNATIONAL



GW 16 224 xx

ONE  
INTERNATIONAL



GW 16 127 xx

GEO  
INTERNATIONAL



GW 16 427 xx

LUX  
INTERNATIONAL



GW 16 227 xx

ONE  
INTERNATIONAL












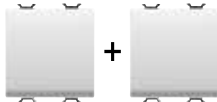


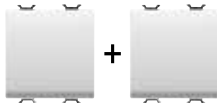








GW 16 129 xx

LUX  
INTERNATIONAL



GW 16 229 xx

	WALL-MOUNTING AND FREE-STANDING BOXES	SUPPORTS	DEVICES
3M	 GW 16 743 - GW 16 773	 GW 16 803	
4M	 GW 16 744 - GW 16 774	 GW 16 804	
2M	 GW 16 752 - GW 16 782	 GW 16 822	
2+2M HORIZONTAL	 GW 16 753 - GW 16 783	 2 x GW 16 822	
2+2M VERTICAL	 GW 16 754 - GW 16 784	 2 x GW 16 822	
4M	 GW 16 854 - GW 16 864	 GW 16 804	
6M	 GW 16 856 - GW 16 866	 GW 16 806	

## PLATES

ONE



GW 16 103 xx

ONE



GW 16 104 xx

ONE  
INTERNATIONAL



GW 16 122 xx

ONE  
INTERNATIONAL



GW 16 123 xx

ONE  
INTERNATIONAL



GW 16 124 xx

ONE



GW 16 104 xx

ONE



GW 16 106 xx